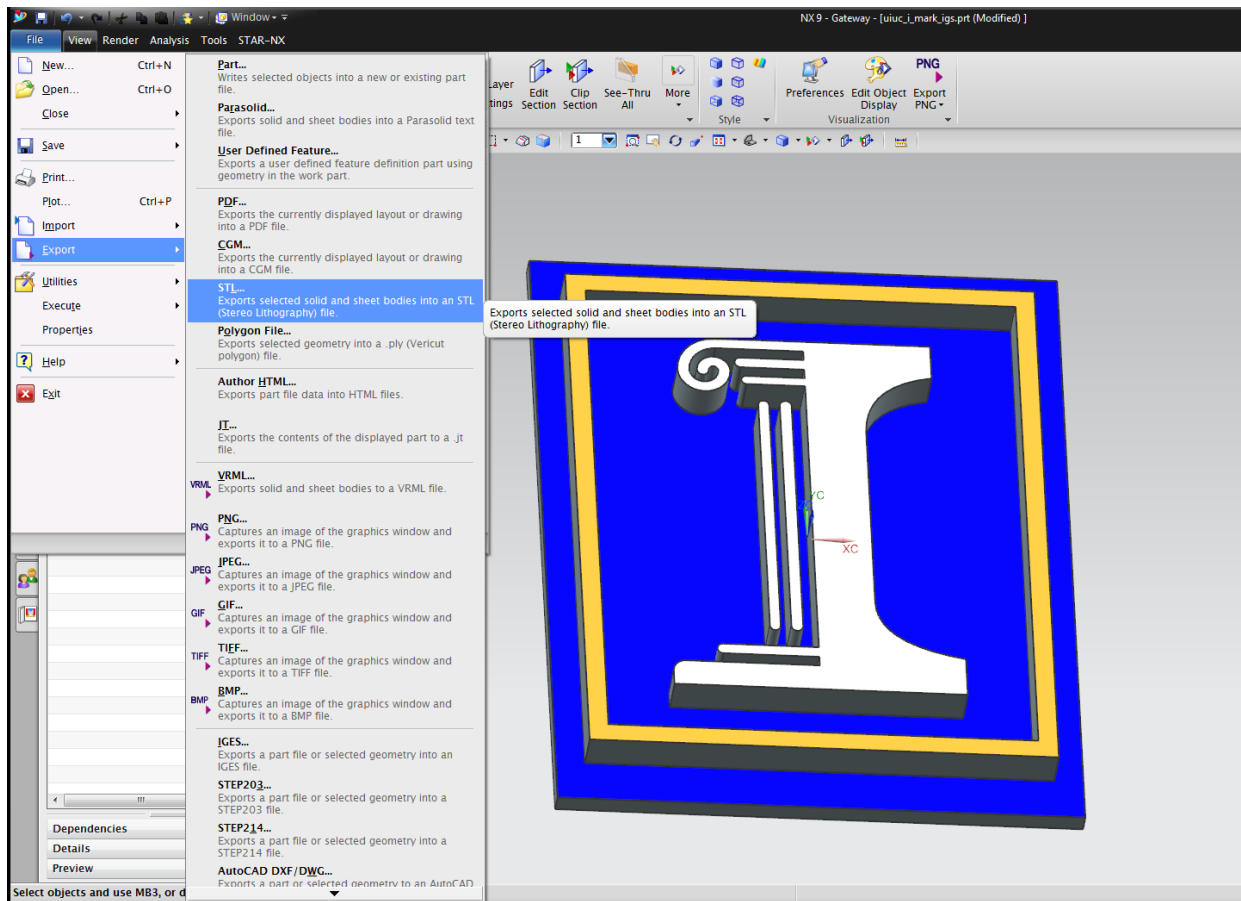
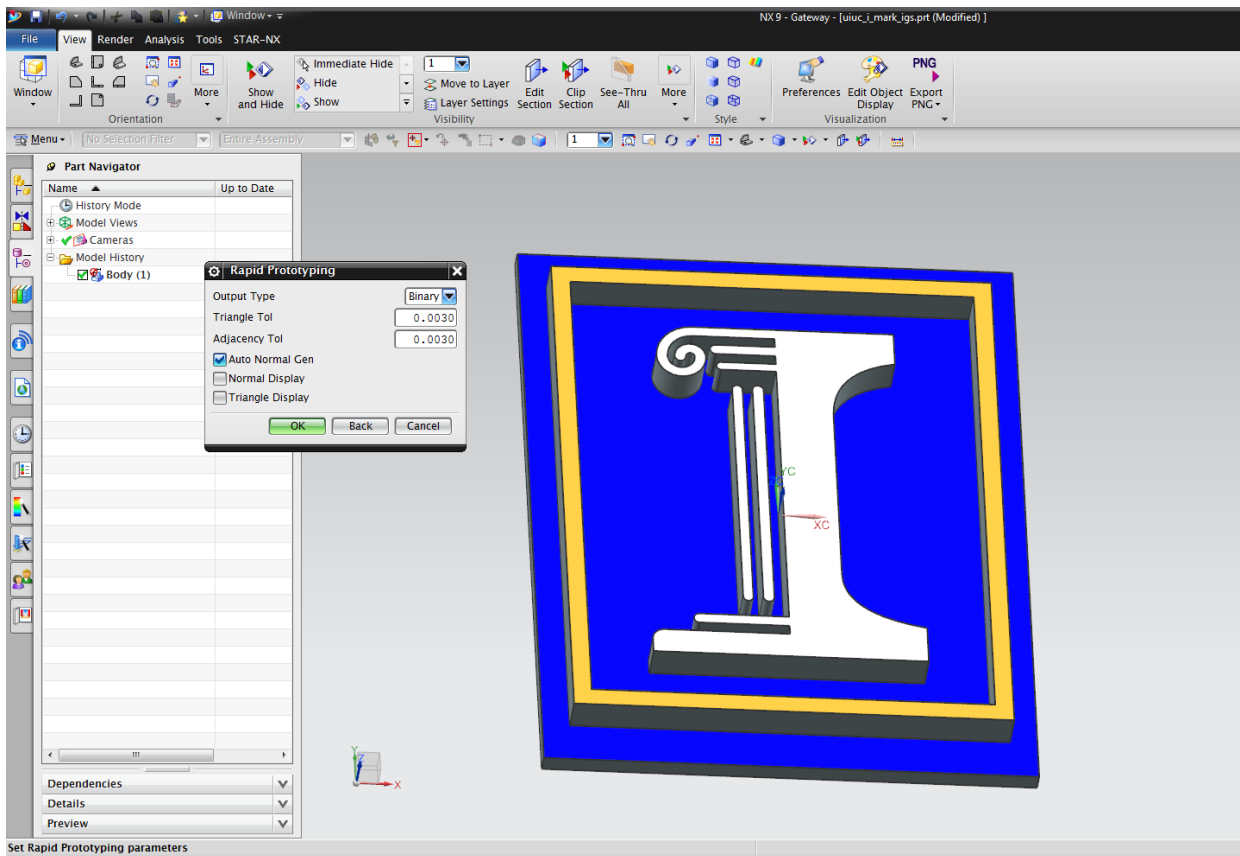


NX/Unigraphics

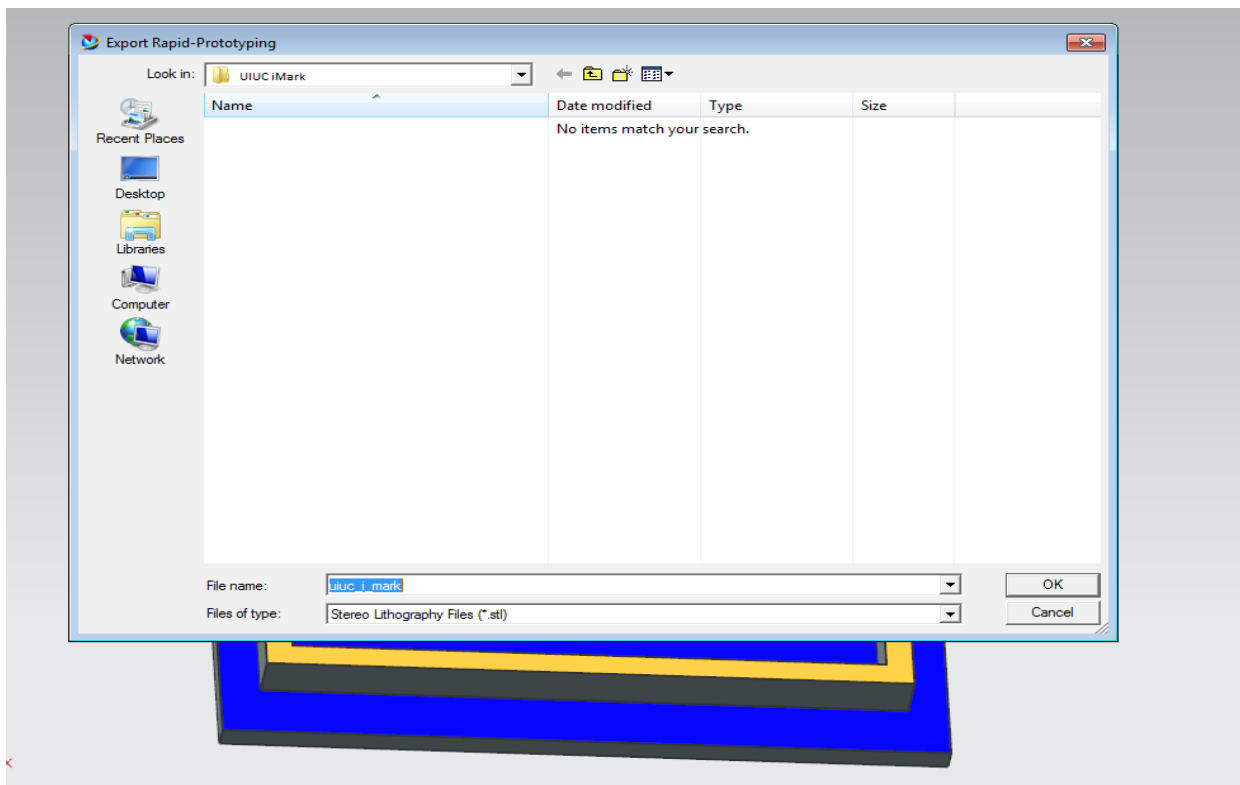


In the **File** menu, select **Export**, then **STL**.

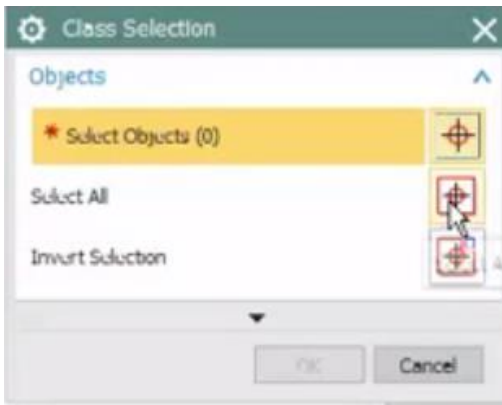
In older versions of this software, select **Rapid Prototyping** instead of STL.



In the **Rapid Prototyping** dialogue box, set **Output Type** to Binary. Set Both the **Triangle Tol.** and **Adjacency Tol.** to 0.015mm. Check **Normal Display** and **Triangle Display**. Inspect tessellation to see if resolution is sufficient and design intent is appropriately reflected in the exported geometry.



Name your file and select **OK**.



Some versions of NX will present you with a **Class selection** dialogue box. This allows you to select individual components and geometries to be converted into a Single STL file.

- If you are printing the entirety of a part or an assembly en-bloc, pick **Select ALL** and then **OK**.
- If you are printing components selected from an assembly or a geometry selected from a single part, make your selection and then press **OK**. Note that selected quilts have to form a closed surfaces for printing

STL files are unit-less. Please note the units used in designing this part and make the appropriate selection when creating a Ticket for your part.

Advanced Instructions

- **Triangle Tolerance** is the maximum deviation between the designed part and the STL representation of the part. This deviation is measured in the native units of our part, so the maximum absolute deviation in the above file is about 0.003inch. Since an STL file approximates your part's surface geometry using tessellated triangles, there is a tradeoff between accurate representation of curves and the number of triangles used. The larger the number of triangles, the larger the file size.
- **Adjacency Tolerance** is the minimum resolvable distance in the native units of the part between two surfaces. This is important if your part has small radii and crevices or if you are printing an Assembly with small allowances between moving components. If two surfaces are closer than the set **Adjacency Tolerance**, NX will 'bridge' them. Make sure this variable is set to be less than all design allowances.
- If you are printing an **Assembly en-bloc** in NX, please ensure that the configuration of your assembly is according to your design intent. Interfering components will be printed conjoined into one piece and moving components require the appropriate allowance with other.